

# STORY <sup>of</sup> US

Explore the History & Geography of the Pikes Peak Region



*Lesson Title:* **L is for Lon Chaney**  
*Grade Level(s):* **Kindergarten**  
*Duration:* **Two Weeks, 20 minutes per day**

*Description:* **Use the stories of Lon Chaney to connect concepts of civics and history in an integrated unit.**

*Theme(s):* **Build leadership skills through recognizing “The 7 Habits of Highly Effective People” discovered in the stories of Lon Chaney**  
**Compare the academic setting (then and now) through Lon Chaney’s eyes as a child living in the west**

*Skill(s):* **Rules, fairness, classroom and community decisions, civic courtesy, honesty, fairness, conflict resolution**

Identify information from narrative stories that answer questions about the past and add to our collective memory and history (DOK 1-2)

Categorize examples of people and events that relate to civic participation (DOK 1-2) b. Give examples of qualities of a good citizen (DOK 1)

*CSAS Standards:*

Practice citizenship skills including courtesy, honesty, and fairness in working with others (DOK 1) Categorize examples of people and events that relate to civic participation (DOK 1-2)

Give examples of qualities of a good citizen (DOK 1)

Practice citizenship skills including courtesy, honesty, and fairness in working with others (DOK 1-2)

Explore differences and similarities in the lives of children and families of long ago and today (DOK 1-2)

What are the benefits of diversity in the United States?

What dispositions or traits of character are important to the preservation and improvement of American democracy?

*National Standards:*

Describe characters, settings, and major events in a story, using key details.

Identify who is telling the story at various points in a text.



*Historical Connections:*

Explore the history of the Pikes Peak Region

**Please note:** If you are planning a trip to the Colorado Springs Pioneers Museum to have your students experience the SOU exhibit in person, please make sure to contact Meg Poole at the museum at least 2 weeks before your intended visit. This helps to ensure that someone is available to greet you and to help you navigate the museum.

*Visiting the Museum:*

**Contact info: Meg Poole, [mpoole@springsgov.com](mailto:mpoole@springsgov.com) and/or 719-385-5631**

Grade Level:	Kindergarten/ 6 <sup>th</sup> grade mentor support six graders will support Kindergarten with reading, accessing The Stories of Us interface, and working in partners	
Learning Outcomes	<p style="text-align: center;"><b>Civics</b></p> <ul style="list-style-type: none"> <li>● Categorize examples of people and events that relate to civic participation</li> <li>● Give examples of qualities of a good citizen</li> <li>● Practice citizenship skills including courtesy, honesty, and fairness in working with others</li> </ul> <p style="text-align: center;"><b>History</b></p> <ul style="list-style-type: none"> <li>● Explore differences and similarities in the lives of children and families of long ago and today</li> <li>● Describe characters, settings, and major events in a story, using key details</li> <li>● Identify who is telling the story at various points in a text</li> </ul>	
<p>Contextual Paragraph</p>  <p>Build background knowledge of leadership using this framework prior to these lessons <b>The Leader in Me: How Schools Around the World Are Inspiring Greatness, One Child at a Time</b> by Stephen R. Covey.</p>	<p>Students will build leadership skills through recognizing “The 7 Habits of Highly Effective People” in the historical icon of Lon Chaney. Students will also compare the academic setting (then and now) through Lon Chaney’s eyes while he was growing up in the west. This lesson begins by focusing on historical stories of Lon Chaney. While students explore the resource, they will discover characteristics of Chaney as a leader of himself. It then examines historic events that highlight him as a leader within his community.</p> <p>After students begin to learn about Chaney and connect his stories to concepts of civics, they will then begin to recount historical school children and their lives in the birth of Colorado. As a historical starting Kindergarten will learn about Chaney and The School for the Deaf and Blind in Colorado Springs. Kindergarteners will explore school setting across Colorado discovering how schools were then and comparing schools with what they have become now.</p>	<p><b>This unit ties civics with history by using the resource, “The Stories of Us: Explore the History of the Pikes Peak Region”.</b></p>

Author: Kerry Reul

Date: Summer 2017




Institution: Thomson Elementary School

Jefferson County School District








**Annotated Resource Set (ARS)**

**Phase I**

<b>Resource Set (Page1)</b>					
<b>L is for Lon Chaney</b>	Get to know the man	(Resource Title Here)	(Resource Title Here)	(Resource Title Here)	(Resource Title Here)
Civic: How do Student participate in a school community History: Schools change over time	Civic: How do Student participate in a school community	Civic: How do Student participate in a school community	Civic: How do Student participate in a school community	Civic: How do Student participate in a school community	Civic: How do Student participate in a school community
Social Studies: Civic, History	Social Studies: Civic, History	Social Studies: Civic, History	Social Studies: Civic, History	Social Studies: Civic, History	Social Studies: Civic, History
<b>L is for Lon Chaney</b>	YouTube			YouTube	
<a href="#">L is for Lon Chaney</a> Take a field trip to Colorado Springs Pioneer Museum to explore the exhibit, "The Story of Us", which includes information about Lon Chaney.	<a href="#">Lon Chaney , Tribute</a> Video images shoing the many faces of Lon Chaney	<a href="#">Colorado Bibliography PPLD Pikes Peak Library District</a> A short bibliography about Lon Chaney	<a href="#">The Many Faces Of Lon Chaney</a> Youtube video showing Lon Chaney and major events through his life	<a href="#">The Hunchback of Notre Dame" (1923) starring Lon Chaney and Patsy Ruth Miller</a> A young lady is kind to Hunchback of Notre Dame	<a href="#">Lon Chaney: A Thousand Faces Career Timeline</a> A timeline of Lon Chaney's life

**Resource Set (Page 2)**

<p>"Children at the Colorado School for the Deaf and Blind" by Harry L. Standley, 1927. Courtesy of Special Collections, Pikes Peak Library District.</p>	(Resource Title Here)	(Resource Title Here)	(Resource Title Here)	(Resource Title Here)	(Resource Title Here)
(Context)	(Context)	(Context)	(Context)	(Context)	(Context)
(Connect)	(Connect)	(Connect)	(Connect)	(Connect)	(Connect)
	<p>Silent Hollywood</p>				
<p>Image Number: 102-4798.</p>	<p>(Resource Link Here)  <a href="#">Silent Hollywood</a>                      Bibliography of Lon Chaney</p>	<p>(Resource Link Here)</p>	<p>(Resource Link Here)</p>	<p>(Resource Link Here)</p>	<p>(Resource Link Here)</p>



Notes/Comments:

Phase II

Foundations Annotations

Content & Thinking Objectives

Discover How Lon Chaney was a leader of himself

Interdependence: Proactive, begin with the end in mind, put first things first

- Goal setting
- Planning
- Responsibility
- Vision
- Integrity

Discover How Lon Chaney was a leader of others

Interdependence: Think win-win, seek first to understand, then to be understood, synergize

- Listen/empathy
- Speaking skills
- Problem solving
- Teamwork
- Respect
- Valuing diversity
- Ethic/manners
- Openness
- Honesty
- Conflict management

The whole Person:

- Physical wellness
- Social skills
- Mental skills
- Emotional stability contribution/meaning
- Desire to learn
- Fun

## Field Trip to Colorado Springs Pioneers Museum

### Day 1

Whole group:

- Get to know Chaney and watch youtube video, [Lon Chaney, Tribute](#)
- Read article [Colorado Bibliography PPLD Pikes Peak Library District](#)

I do: Teacher gives an example from one of the faces I saw in the video/- what did I see- what did I notice- and describe a wondering.

We do:

- Students turn and talk to describe Lon Chaney as they see him in the video.
- Create an I am wondering chart with students.
- Use the smart board to record student's thinking.
  - What did you see?
  - What did you notice?
  - What do you wonder about Lon Chaney?
- Students draw/paint an image that represents their many faces and who they are.

### Day 2

As students begin the second day of this unit they will explore the "L is for Lon Chaney" exhibit and interface in a field trip to the Pioneers Museum in Colorado Springs. If the class is unable to visit the museum, then set up an interface in the classroom with the online [L is for Lon Chaney](#) aspect of the exhibit. Sixth grade helpers will support students in reading and recording facts found about Lon Chaney. Students also can ask museum experts to find out additional information on Lon Chaney as a boy growing up in Colorado Springs.

- Reminder to students: We are going to look at Lon Chaney's character traits as a leader: Leader of self/leader of others. How do you see him showing leadership character?
- Record sheet of facts: Who was Lon's mother?- Who was Lon's father? What was the name of the school his parents built? How did Lon develop his talents for silent films? What age did he stop going to school? Why did he stop going to school?

### Day 3

Whole Group; Watch clip ["The Hunchback of Notre Dame" \(1923\) starring Lon Chaney and Patsy Ruth Miller](#)

I Do:

- Teacher gives an example of leadership character noticed in the short clip above

We Do:

- Discuss in a turn and talk how the movie The Hunchback of Notre Dame might reflect some of Lon's leadership character: examples Integrity, empathy, Respect, Valuing diversity, Ethic/manners, Openness

We Do:

- Explore the timeline Lon Chaney: A Thousand Faces Career Timeline
- Watch The Many Faces Of Lon Chaney
- Discuss who he was as a child. What influence did his parents have/ and your parents on you? What influences does the Colorado Spring for the Deaf and blind have on Lon's character/ and your school on you?

Whole group:

- Chart influences that develop character using the smartboard.

You Do

- Independent: Connect influences from Lon's life then- Draw and write about where you get your leadership character from

Assessment slide 8 How was Lon Chaney a leader of himself?

**Students use chromebooks to answer in google: Assessment is found in smartboard slide 8.**

**Sixth-grade helpers will read and record students answers each day they are assigned.**

#### Days 4 and 5

Assessment slide 9, "How was Lon Chaney a Leader of Others?"

**Students use chromebooks to answer in google: Assessment is found in smartboard slide 9.**

**Sixth-grade helpers will read and record students answers each day they are assigned.**

When students are done with assessment they can begin with creating video presentation

You Do:

With sixth-grade students support Kindergarteners to create a video story showing leadership characteristics

#### Day 6

Students share videos

#### **Assessment**

**Students use chromebooks to answer in google:**

**Assessment is found in smartboard slides 8,9,and 10. Sixth-grade helpers will read and record students answers each day they are assigned.**